

Line markers and casing vents or test stations with labels indicate the existence of a pipeline in the general area, not the actual location. Line markers are placed at crossings of public roads, railroads and at aboveground facilities accessible to the public.

What information must be shown on a line marker?

Product Information

Operator/Company Name

Emergency Contact Information











For additional information visit us at:

<http://www.cnx.com/operations/midstream>

LOCATING AND MARKING PIPELINES

APWA Uniform Color Code for Locating Utility Lines

	White = Proposed Excavation
	Pink = Temporary Survey Markings
	Red = Electric Power Lines, Cables, Conduit and Lightning Cables
	Yellow = Gas, Oil, Steam, Petroleum or Gaseous Materials
	Orange = Communication, Alarm or Signal Lines, Cables or Conduit
	Blue = Potable Water
	Purple = Reclaimed Water, Irrigation and Slurry Lines
	Green = Sewer and Drain Lines

CALL 811 BEFORE YOU DIG TO HAVE THE PIPELINE LOCATED

Pennsylvania One Call
811 or 800-242-1776

West Virginia One Call
811 or 800-245-4848

Ohio Utilities Protection Services
811 or 800-362-2764

Virginia 811
811 or 800-552-7001

Company 24-Hour Emergency Numbers
CNX Gas Control: 800-583-3755
Midstream Gas Control: 844-700-2663

Virginia Operations:
800-498-8225

Rev 1-24-18



Pipeline Safety and Damage Prevention

At CNX safety is the top core value and that extends to the communities in which we operate. Please be safe and call before you dig. It's the law and a free service to homeowners that saves lives.



Know what's below.
Call before you dig.

Are pipelines located near you?

The following information is important because a gas pipeline may be located near your property or you may be involved in excavation activities, requiring working close to the pipelines in your area. These pipelines are part of the network of over 2.6 million miles of gathering, transmission, and distribution pipelines in the United States and are the safest and most reliable way to transport natural gas.

What is a gas pipeline Right-of-Way?

A right-of-way is a strip of land under legal agreement allowing a company to build, operate, maintain and repair pipelines on the property. A right-of-way is recognizable as a corridor that is clear of trees, buildings or other structures except for any above ground piping, equipment, casing vents and pipeline markers. These markers and labels indicate the approximate pipeline location, owner of the pipeline, the product transported and emergency contact information. Encroachments upon a right-of-way inhibit the company's ability to reduce the chance of third party damage, provide pipeline surveillance and perform routine maintenance and required inspections for gas leaks, encroachments, corrosion or other potential hazards.

National Pipeline Mapping System (NPMS)

To obtain a list of pipeline operators and to view maps of transmission pipelines in your county, see the National Pipeline Mapping System website at:

www.npms.phmsa.dot.gov



What precautions should you take to help keep pipelines safe?

To help minimize hazards and maintain the safety and integrity of gas pipelines:

- Keep right-of-ways free of structures and obstructions.
- Understand the One-Call requirements and damage prevention laws in your state.
- Call 811 at least 3 business days before digging or earth moving.

What conditions are considered gas pipeline emergencies and must be immediately reported?

- Explosions or fires near or involving a pipeline facility
- Gas detected inside or near a building
- Natural disasters involving a pipeline facility; tornadoes, land subsidence, flooding, washed-out or exposed pipelines
- Unauthorized construction, vandalism or suspicious activity around the pipeline

How can I recognize a natural gas leak?

By Smell ...

- The pungent odor of natural gas, any petroleum smell or a smell of rotten eggs

By Sight ...

- Dead or discolored vegetation near a pipeline in an area of green vegetation
- Abnormal movement of vegetation
- Dirt or water blowing into the air
- Bubbles in the water near a pipeline
- Fire at or just above ground level

By Sound ...

- Hear hissing, blowing, whistling, roaring, or bubbling sounds

What should I do if I suspect a gas leak?

- Evacuate the area immediately without using electrical devices such as lights, switches, phones, vehicles, doorbells, flashlights, electrical outlets and appliances.
- Once you are in a safe location call "911" to report the gas emergency
- Once you are in a safe location also call

CNX at: **800-583-3755**

CNX Midstream at: **844-700-2663**

- Do not try to extinguish any natural gas fires
- Do not operate any pipeline valves

What is Integrity Management?

For its transmission lines the company has implemented an integrity management program in accordance with federal regulations. Based on risk modeling, these areas are prioritized for additional integrity assessment activities including corrosion surveys, internal line inspections and pressure testing.

